


Patient Alignment Guide

Too far out


(Used for **optomap** alignment)



Correct positioning


Helpful tip: Stay still and keep looking at the center of the cross hairs. Keep both eyes wide open.

(Used for **optomap**. OCT uses only the center of the pattern.)



Too close

(Used for **optomap** alignment)



Note: In some instances the operator may choose to capture an image when you are aligned to the blue or red target, or when only the center is visible. When capturing OCT modalities the operator may choose to capture an image when you are aligned slightly off center.

Silverstone
SS OCT



Optos Inc
Tel: 800-854-3039
usinfo@optos.com

Optos plc
Tel: +44 (0) 1383 843 300
ics@optos.com

Optos Australia
Tel: +61 8 8444 6500
auinfo@optos.com